




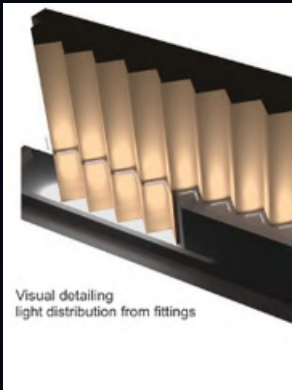


studiotech  
**SHAKESPEARE  
NORTH PLAYHOUSE**

**CLIENT** Dodd Group

**DESIGNER** Simon Watkinson

**CONCEPT** Taking inspiration from the annual phases of the moon's colours, Lead Artist Simon Watkinson has selected the palette of the façade to reflect that of the moon.



## SOLUTION

Studiotech developed a lighting solution for both the façade of the theatre and surrounding public realm in collaboration with Kier Group, Dodd Group (Studiotech Client), Helm Architects, Austin-Smith:Lord and Simon Watkinson.

## PRODUCT

Studiotech worked closely with Lead Artist, Simon Watkinson, during the commissioning stage to ensure his aspirations were met throughout the phasing colour change of the dynamic lighting.

## EXPERIENCE

Welcoming visitors to the theatre, the façade creates a magical atmosphere, setting the tone for what is about to be enjoyed inside Shakespeare North Playhouse.

